

GE Energy

GE Panelboards

The right panelboard for any application



imagination at work

GE Panelboards

Right on design, right on manufacture, right on service

From design through manufacture and delivery, GE commits its considerable resources to giving our panelboard customers the products they need, when they need them.

Our product team constantly seeks out customers' feedback on potential improvements, which are pursued by a design team that knows how to make them real.



Our manufacturing facilities are state-of-the-industry plants staffed by highly trained and motivated workers backstopped by rigorous quality control processes.

Locally, GE's authorized distributors stand ready to meet your needs. With more than 500 different firms in over 1,400 locations, there's one near you – and you can easily locate them at www.geindustrial.com.

Speedi-Win® project software simplifies small project quotations. For panelboards as well as everything from safety switches through custom switchboards, it gives you:

- Engineered drawings and submittal packages in paper or PDF electronic format
- Up-to-date pricing and sizing
- A fast appeal process for highly competitive projects
- 24/7 real-time order entry to speed up delivery

The logo for Speedi-Win, featuring the word "SPEEDI-WIN" in a stylized, italicized font with a blue and yellow color scheme and motion lines behind it.

Standards

All GE panelboards meet the latest revisions of the following standards.

- National Electrical Code-Ref. Article 384
- UL67 for all GE panelboard types
- UL50 for all cabinets and box structures
- UL943 GFCI
- UL489 molded case circuit breakers
- UL98 fusible switches
- cUL Listing for Spectra® Series Power Panelboards
- CSA/cUL Listing for A-Series® panelboards
- IBC-2003 Seismic
- California Building Code Seismic Zone 4
- NEMA PB1
- Federal Specifications
 - Panelboards, W-P-115c
 - Type 1—Circuit breaker equipped
 - Class 1—Panelboards
 - Class 2—Load centers
 - Molded case circuit breakers, WC-375B/GEN
 - Fusible switches, W-S-865c

Right for lighting loads

A-Series® II Panelboard

Features

- Symmetrical design, no required top or bottom mountings
- Wide, easy-to-install galvanized enclosures with removable endwalls
- Flush or surface mounting
- Standard concealed mounting hardware and hinges
- Interiors that allow “straight-in” wiring
- Split neutral
- Field-installable, UL Listed, 200% neutral for non-linear loads
- Branch-bus direct connection
- Captive hardware on branch breakers
- Short circuit ratings allow up to 100KA @ 480Y/277Vac; 200KA @ 240Vac
- Main bus ratings of 125 to 800 amps copper, 125 to 600 amps aluminum
- Spectra RMS and vertically mounted main circuit breakers available
- Bus-connected TVSS for maximum surge protection
- Optional door-in-door or front-hinged-to-box door
- Enclosures available in NEMA Type 1, Type 3R/12, Type 4/4X



Type AQ

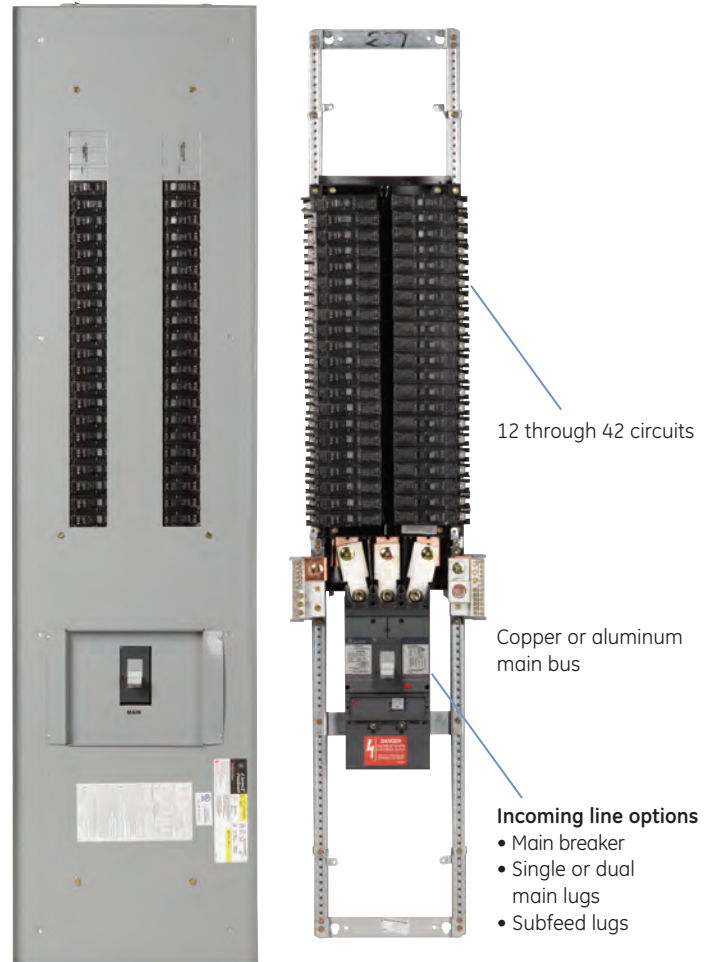
Max Voltage	240V
Max Amperage	800A
Fully Rated	65kAIC at 240V
Series Rated	200kAIC at 240V
Mains	800 Amp Max QB, QD, TEYD, TEYH, TEYL, TFJ, TJD, SE, SF, SG, SK, FE
Breakers	15A-100A, 1P,2P,3P QB Breakers 18 poles of TQD Breakers (1) SG/TJD Breaker in 600A-800A Panelboards

Type AE/AS

Max Voltage	480Y/277V 125/250 Vdc
Max Amperage	800A
Fully Rated	65kAIC at 480Y/277V 100kAIC at 240V
Series Rated	100kAIC at 480V
Mains	800 Amp Max TEY, TEYF, TEYD, TEYH, TEYL, TED, TFJ, TJJ, SE, SF, SG, SK, FE
Breakers	15A-100A, 1P,2P,3P TEY, TEYF, TEYD, TEYH, TEYL Breakers 110A-125A, 2P,3P TEYD, TEYH, TEYL Breakers 18 poles of TED/SE Breakers (2) SF Breakers (1) SG/TJJ Breaker in 600A-800A Panelboards

Type AD

Max Voltage	600Y/347V
Max Amperage	800A
Fully Rated	35kAIC at 600Y/347V 100kAIC at 480V
Series Rated	35kAIC at 600Y/347V
Mains	800 Amp Max THED, FB, TFJ, TJJ, SE, SF, SG, SK, FG
Breakers	15A-100A 1P, 2P THED Breakers 15A-150A 3P THED Breakers 15A-100A FB Breaker 15A-150A SE Breaker (2) SF Breakers (1) SG/TJJ Breaker in 600A-800A Panelboards



Right for right now

Pro-Stock™ Panelboards


Pro-Stock panelboards use modular kits that form hundreds of different A-Series II panelboards, and they're all available right now from your distributor's stock.

And not just any panelboard, either, but one that delivers:

- Flexibility – kits for main or subfeed breakers, main or feed-thru lugs, 200% neutrals and service entrance ratings
- Simplicity – one interior for top or bottom feed, main lug or main breaker
- Choice – either electronic trip or thermal magnetic breakers

Need to move fast? See your authorized GE distributor and move the factory to the field in just a few steps. You'll get everything you need to put together the right panelboard, right now.

1. Select interior
2. Select box
3. Select front
4. Select main or subfeed breakers or main lug kits
5. Select branch breakers
6. Done!



It's that fast!



Right for commercial construction

A-Series® II Powerpanel

Features

- Symmetrical design, no required top or bottom mountings
- Single-piece deadfront – no filler plates needed
- Smaller, lighter panel than Spectra Series panelboards
- Easy-to-install galvanized enclosures with removable endwalls
- Ready-to-install hinged trim options
- Branch-bus direct connection
- Up to 600A breaker mounted as a branch device
- Deeper (8"), wider (30") A-Series box to accommodate larger wire sizes
- Double branched 150A (ED/SE) and 225A (QD) breakers
- Vertically mounted main circuit breakers in 800A
- Captive hardware on branch breakers
- Staggered, center-mounted, larger frame breakers (SG, SF) for easy installation
- Bus-connected TVSS for maximum surge protection
- Narrow design to minimize footprint
- Enclosure available in NEMA Type 1, Type 3R/12, Type 4/4X

Type AQP



Max Voltage	240V
Max Amperage	800A
Fully Rated	65kAIC at 240V
Series Rated	200kAIC at 240V
Mains	125A-800A MCB (SG or SK) 600A-800A Main Lugs
Breakers	15A-100A 1P, 2P, 3P QB Breakers Double Branch TQD, SE Center-mounted SF, SG

Type AEP

Max Voltage	480Y/277V 125/250Vdc
Max Amperage	800A
Fully Rated	18kAIC at 480Y/277V 65kAIC at 240V
Series Rated	100kAIC at 480V, 200kAIC at 240V
Mains	125A-800A MCB (SG or SK) 600A-800A Main Lugs
Breakers	15A-100A 1P, 2P, 3P TEY or TEYF Breakers Double Branch TED, SE Center-mounted SF, SG

Type ADP

Max Voltage	480V
Max Amperage	800A
Fully Rated	100kAIC at 480V
Series Rated	100kAIC at 480V
Mains	125A-800A MCB (SG or SK) 600A-800A Main Lugs
Breakers	15A-100A 1P, 2P, 3P FB Breakers 15A-100A 1P, 2P, 3P THED Breakers 15A-150A 3P THED Breakers Double Branch TED, SE Center-mounted SF, SG



Right for commercial & industrial construction

Spectra Series™ Panelboard

Features

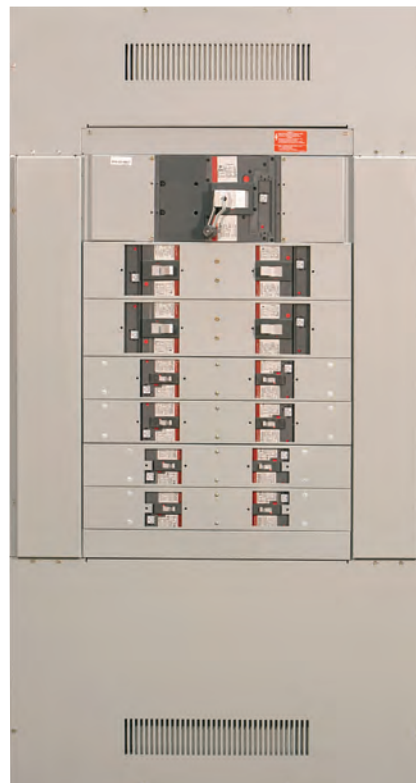
- Main bus, 250-1200 amp, copper or aluminum
- Wide, easy-to-install galvanized enclosures with removable endwalls
- 5 box widths simplify installation and design
- Enclosures available in NEMA Type 1, Type 3R/12, Type 4/4X
- Integrated TVSS for maximum surge protection
- Optional door-in-door or front-hinged-to-box construction
- Reduced density copper or aluminum bus
- 200% rated neutrals available
- Vertically mounted main circuit breakers available
- Branch-bus direct connection
- Captive hardware on branch breakers
- Front accessible main lug assembly
- Process control unit in plug-in style
- Spectra MVT breaker option for main/branch breakers
- 100% rated breakers available
- Individual breaker cover plates

Type Bolt-On

Max Voltage	600V, 1P3W, 3P4W
Max Amperage	1200A
Fully Rated	200kAIC at 480Y/277V
Series Rated	200kAIC at 480Y/277V
Mains	250A-1200A MCB (SF, SG, SK, FG)
Breakers	Double Branch SE, SF, SG, FG FB, TEY, TEB, TQD Breakers Center-mounted SK Breakers

Type Plug-In

Max Voltage	600V, 1P3W, 3P4W
Max Amperage	1200A
Fully Rated	200kAIC at 480Y/277V
Series Rated	200kAIC at 480Y/277V
Mains	250A-1200A MCB (SF, SG, SK, FG)
Breakers/Switches	Double Branch SE, SF, SG, FG FB, TEY, TEB, TQD Breakers Center-mounted SK Breakers 30A-1200A Fused Switches (R, J, H, K, T Fuses)



Right for measuring energy consumption

Spectra Series™ Integrated Submetering Panelboard

The submetering panelboard delivers the benefits of a multi-tenant digital meter and a reliable Spectra Series panelboard. It combines meters, current transformers, communications and overload protection in the industry's first factory-integrated, UL Listed solution. It's available in single- or three-phase applications.

Type Integrated Submetering Panelboard

Panel Type	Spectra Bolt-On (SBO)
Certifications	UL, cUL
Services	1P3W, 3P3W, 3P4W
Voltages	120/240V, 120/208V, 480/277V, 347/600V
Main Amps	250, 400, 600, 800, 1200
Main Types	SF, SG, SK or Main Lugs
Busing	Copper only
Feeder Types	TED, TQD, THQD, SE, SF, SG, SK
Metered Feeder Amps	15-250A
Max Fully Rated AIC Ratings	65kAIC at 480V
Max Branch Breakers	(24) 2-Pole, (16) 3-Pole
No. of Meter Points/Panel	6, 9, 12, 15, 18, 21, 24
Series Ratings	65kAIC at 240V




A-Series® II Panelboard with Branch Circuit Monitoring

The panelboard provides branch circuit reporting capabilities in a Type AQ or AE panelboard (see page 3 for details). It delivers the valuable branch usage data, similar to the Integrated Submetering Panelboard, from the A-Series platform. Via a building automation system, users can tap this data to analyze usage and identify potential cost-savings measures.

Features

- IEC Class 1 metering accuracy
- Up to 126 panelboards can be monitored on one RS-485 drop
- Reports volts, amps, power, and energy for each circuit
- Monitors 42 circuits (and mains as an option) with one product
- 4 user-configurable alarm threshold registers improve load management
- Built-in ability to set the orientation and numbering of the circuits
- 1/4 amp to 100 amp monitoring – the widest dynamic range in the industry
- 1, 2, 3 pole breaker support
- 5 year warranty
- Modbus RTU via RS485 communications




Right for controlling energy costs

A-Series® Lighting Control Panelboard

A-Series Lighting Control Panelboards help reduce energy costs by providing programmable control of the breaker. The integration of the controller into the panelboards lowers installation costs and saves valuable space. The panelboard can stand alone or be networked into a building automation system. Available Windows®-based software makes programming, data collection and troubleshooting easy.

Type Lighting Control Panelboard

Max Voltage	3P4W, 480Y/277Vac, 208Y/120Vac 1P3W, 120/240Vac
Mains	100A-TEY, SE Breakers 225A-TFJ, SF Breakers 400A-TJJ, SG Breakers 125-400A Main Lugs
Breakers	TEYRC, TEY, TEYF Breakers



A-Series Chassis
(Common sizing
logic and features)

TEYRC
Remote Operated
Circuit Breaker

Integral Controller

Backplane

Factory installed
DB25 control wiring
connection

Control power from
Integral Class 2
Transformer (24Vac, 49VA)

Right for fast power restoration during utility failures

GenTower® Generator Connection Panelboard

Previously available only in a switchboard configuration, the benefits of GenTower now come to Spectra Series™ panelboards. This new panelboard allows for quick and easy connection to an external generator in order to keep critical facilities up and running when utility power is lost.

Features

- 400A-1200A, Service Entrance rated, NEMA 3R with top or bottom entry, generator connections on either side
- Side entry offers quick and easy generator connection and allows for bottom load exit if required
- Utilizes Spectra RMS breaker for greater flexibility and quicker, more accurate reaction to faults than thermal magnetic breakers
- Two Kirk Key interlocks offer more security than mechanical interlocks, since you must have keys in order to transfer power.
- Top and bottom lugs expand load exit options and result in less required cable/wire bending
- A connectors storage compartment allows compatible connectors to be purchased and stored for quick access



GE Energy

41 Woodford Avenue, Plainville, CT 06062
www.geindustrial.com
© 2012 General Electric Company

Information provided is subject to change without notice. Please verify all details with GE. All values are design or typical values when measured under laboratory conditions, and GE makes no warranty or guarantee, express or implied, that such performance will be obtained under end-use conditions.

Spectra Series and Pro-Stock are trademarks, and A-Series and GenTower are registered trademarks, of the General Electric Company.



imagination at work